Q series Submersible Slurry Pumps

Durable, electro-submersible slurry pumps. Versatile and rugged solution for the transfer of abrasive and high density slurries on mining, civil construction, inrustry and other heavy duty applications.

Q series submersible slurry pumps feature a rugged construction using the highest quality materials to ensure reliable performance and excellent service life. The high quality electric motors incorporate multiple protection features to detect the ingress of water or excessive temperatures to shut off the pump and prevent damage.

Size range (discharge)	Capacities to	Heads to	Max Solids to
3″ to 16″ (80mm to 400mm)	10,560gpm (2,400m³/hr)	210ft (64m)	60 mm (2.4 inches)

★**LARGE SOLID CONTROL -** The pump casing features a large clearance which allows the easy passage of large solids and reduces wear and erosion to improve service life and prevent loss of efficiency.

☆**HEAVY DUTY CONSTRUCTION -** The pump casing, impeller, backplate and agitator are manufactured from high quality 27% chrome white iron. This extremely tough construction material can withstand continuous use in heavy duty applications and allows the pumps to transfer abraisive and dense slurries with minimal wear. The pumps feature a replaceable backplate allowing for simple servicing and easy replacement of worn components.

★**DOUBLE MECHANICAL SEAL -** A double mechanical seal provides excellent shaft sealing between the electric motor and wet end. The seals are oil bath lubricated and feature carbon/ceramic seal faces in the wet end and tungsten ceramic faces in the drive end to provide excellent durability and service life across a wide range of duties and applications.

☆**INTEGRAL AGITATOR -** The 27% chrome white iron agitator assists in the pumping of slurries by breaking up large particles and agitating high concentrations of solids

★**MOTOR FLOAT SWITCH MOTOR TEMPERATURE SENSORS THRUST BEARING SENSORS OPTIONAL EXTERNAL COOLING**

Heavy Duty Submersible Slurry Pump-Quick selection chart
Approximate clear water performance - to be used for preliminary selection only

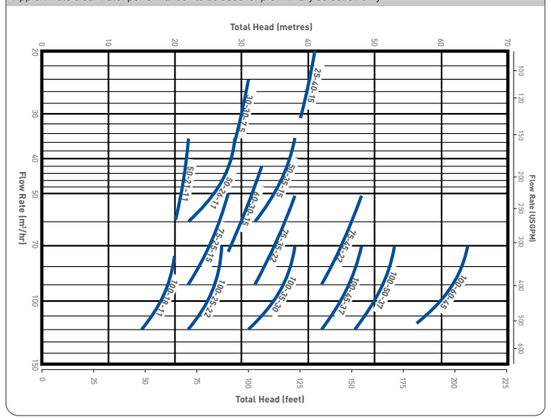

Heavy Duty Submersible Slurry Pump-Quick selection chart
Approximate clear water performance - to be used for preliminary selection only

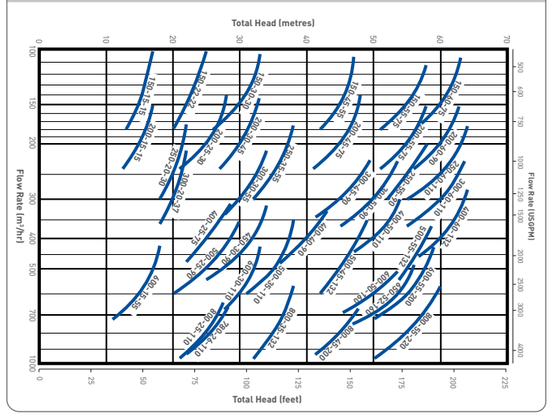

Heavy Duty Submersible Slurry Pump-Quick selection chart
Approximate clear water performance - to be used for preliminary selection only

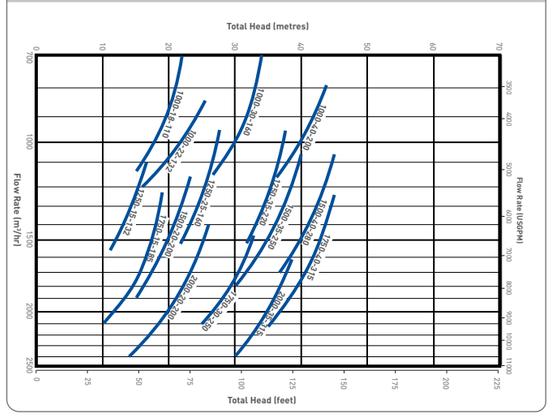

Q series Submersible Slurry Pumps Performance

Model	Outlet Dia. (inch)	Capacity (USGPM)	Head (ft)	Motor Power (hp)	Speed (r/min)	Efficiency (%)	Max. Dia. of Solids (inch)
30-30-7.5	3.15	106 132 158	100 97 93	10	1460	43	0.5
50-21-11	4	154 220 264	71 68 64	15	1460	48	0.8
100-18-11	4	308 440 528	64 58 48	15	1460	55	0.5
25-40-15	3.15	79 110 132	132 129 126	20	1460	35	0.8
50-35-15	4	154 220 264	122 113 103	20	1460	47	0.5
60-30-15	4	185 264 317	106 97 87	20	1460	50	0.5
75-25-15	4	229 330 396	90 80 71	20	1460	51	0.5
150-15-15	6	462 660 792	55 48 42	20	1460	56	0.5
50-26-22	3.15	154 220 264	93 84 77	15	1460	48	0.8
75-35-22	4	229 330 396	122 113 103	30	980	48	0.5
75-45-22	4	229 330 396	154 145 135	30	980	48	0.5
100-25-22	4	308 440 528	87 80 71	30	980	55	0.6
150-22-22	6	462 660 792	80 71 64	30	980	60	1.3
200-15-22	6	616 880 1056	55 48 43	30	980	60	1.8
100-35-30	4	308 440 528	122 113 100	40	980	50	0.8
150-30-30	6	462 660 792	106 97 84	40	980	50	0.8

Model	Outlet Dia. (inch)	Capacity (USGPM)	Head (ft)	Motor Power (hp)	Speed (r/min)	Efficiency (%)	Max. Dia. of Solids (inch)
200-25-30	6	616 880 1056	90 80 68	40	980	51	1.0
250-20-30	6	770 1100 1320	74 64 58	40	980	60	1.0
100-45-37	4	308 440 528	154 145 135	50	980	43	0.8
100-50-37	4	308 440 528	171 161 151	50	980	43	0.5
300-20-37	6	1056 1320 1584	71 64 55	50	980	58	1.1
100-60-45	4	308 440 528	206 193 177	60	980	43	0.5
200-30-45	6	616 880 1056	106 97 87	60	980	53	1.0
150-45-55	6	462 660 792	151 145 135	75	980	50	0.8
250-35-55	6	770 1100 1320	122 113 106	75	980	53	1.4
300-30-55	6	924 1320 1584	109 97 84	75	980	55	1.4
600-15-55	10	1848 2640 3168	58 48 35	75	980	62	1.3
150-55-75	6	462 660 792	187 177 164	100	980	48	0.6
150-60-75	6	462 660 792	203 193 180	100	980	48	0.6
200-45-75	6	616 880 1056	154 145 132	100	980	52	0.8
200-55-75	6	616 880 1056	187 177 164	100	980	50	0.8
350-35-75	8	1078 1540 1848	251 241 228	100	980	60	1.1

Model	Outlet Dia. (inch)	Capacity (USGPM)	Head (ft)	Motor Power (hp)	Speed (r/min)	Efficiency (%)	Max. Dia. of Solids (inch)
400-25-75	8	1232 1760 2112	93 80 74	100	980	62	1.1
200-60-90	6	616 880 1056	203 193 183	125	980	50	0.6
250-55-90	6	748 1100 1320	187 177 167	125	980	50	0.6
300-45-90	6	924 1320 1584	161 145 126	125	980	52	1.0
300-50-90	6	924 1320 1584	174 161 145	125	980	52	1.0
400-40-90	8	1232 1760 2112	142 129 116	125	980	53	1.0
500-25-90	8	1540 2200 2640	97 80 64	125	980	65	1.0
450-30-90	8	1386 1980 2376	109 97 80	125	980	64	1.0
250-60-110	6	770 1100 1320	206 193 177	150	980	54	0.8
300-60-110	6	924 1320 1584	206 193 180	150	980	55	0.8
400-50-110	8	1232 1760 2112	174 161 145	150	980	56	1.1
500-35-110	8	1540 2200 2640	122 113 100	150	980	61	1.3
600-30-110	10	1848 2640 3168	106 97 84	150	980	64	1.4
800-25-110	12	2464 3520 4224	90 80 68	150	980	66	2.0
1000-18-110	12	3080 4400 5280	71 58 42	150	980	68	2.0
780-26-110	12	2398 3432 4114	93 84 71	150	980	68	2.0

Model	Outlet Dia. (inch)	Capacity (USGPM)	Head (ft)	Motor Power (hp)	Speed (r/min)	Efficiency (%)	Max. Dia. of Solids (inch)
400-60-132	8	1232 1760 2112	206 193 177	175	980	68	1.1
500-45-132	8	1540 2200 2640	158 145 135	175	980	67	1.1
500-55-132	8	1540 2200 2640	190 177 167	175	980	70	1.1
800-35-132	12	2464 3520 4224	122 113 103	175	980	70	1.7
1000-22-132	12	3080 4400 5280	87 71 55	175	980	71	2.0
1250-15-132	12	3850 5500 6600	58 48 39	175	980	70	2.2
600-50-160	8	1848 2640 3168	180 161 138	215	980	65	1.1
650-52-160	8	2002 2860 3432	180 167 142	215	980	65	1.1
1250-25-160	14	3850 5500 6600	90 80 71	215	980	70	2.2
1000-30-160	12	3080 4400 5280	109 97 80	215	980	70	2.9
1750-15-185	14	5390 7700 9240	61 48 32	250	980	70	2.2
600-55-200	10	1848 2640 3168	190 177 161	265	980	62	1.1
800-45-200	12	2464 3520 4224	158 145 129	265	980	66	1.7
1000-40-200	12	3080 4400 5280	145 129 113	265	980	70	1.7
1500-20-200	14	4620 6600 7920	77 64 48	265	980	71	2.2
2000-20-200	16	6140 8800 10560	80 84 45	265	980	72	2.2

Q series Submersible Slurry Pumps Performance

Model	Outlet Dia. (inch)	Capacity (USGPM)	Head (ft)	Motor Power (hp)	Speed (r/min)	Efficiency (%)	Max. Dia. of Solids (inch)
800-55-220	12	2464 3520 4224	193 177 161	300	980	66	1.5
1250-35-220	14	3850 5500 6600	126 113 97	300	980	70	1.8
1000-50-250	12	3080 4400 5280	177 161 145	330	980	68	1.8
1500-35-250	14	4620 6600 7920	129 113 97	330	980	72	2.0
1750-30-250	14	5390 7700 9240	109 97 80	330	980	70	2.2
1500-40-280	14	4620 6600 7920	145 129 113	375	980	70	2.0
1750-40-315	14	5390 7700 9240	145 129 113	420	980	70	2.2
2000-35-315	16	6160 8800 10560	129 113 97	420	980	72	2.4

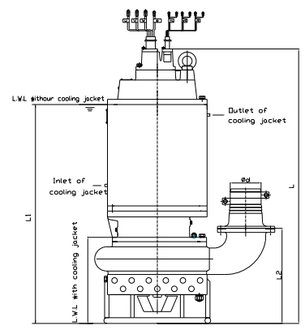

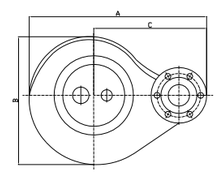

Q series Submersible Slurry Pumps Assembly Drawing Size

Model	Dimensions (inches)							Weight (pounds)
	L	L1	L2	A	B	C	d	
30-30-7.5	33.1	27.6	11.7	23.8	15.4	15.6	3.1	251
50-21-11	35.9	29.1	11.8	23.9	16.0	15.9	3.9	344
50-26-11	35.0	28.3	11.7	23.8	15.4	15.6	3.1	344
100-18-11	35.9	29.1	11.8	23.9	16.0	15.9	3.9	478
25-40-15	37.4	30.5	11.4	26.5	17.3	17.1	3.1	485
50-35-15	37.4	30.5	11.4	24.9	15.2	16.6	3.9	485
60-30-15	37.4	30.5	11.4	24.9	15.2	16.6	3.9	485
75-25-15	37.4	30.5	11.8	23.9	16.0	15.9	3.9	485
150-15-15	39.0	32.0	13.4	24.4	16.1	17.9	5.9	551
75-35-22	53.9	43.5	19.8	36.4	25.6	19.9	3.9	1279
75-45-22	53.9	43.5	19.8	36.4	25.6	19.9	3.9	1279
100-25-22	55.2	44.7	21.1	34.8	24.8	21.5	3.9	1279
150-22-22	55.2	44.7	21.1	34.8	24.8	22.4	5.9	1279
200-15-22	54.1	43.7	20.0	34.3	24.8	21.7	5.9	1279
100-35-30	57.2	45.0	16.7	32.8	24.8	23.8	3.9	1213
150-30-30	57.2	45.0	16.7	32.8	24.8	23.8	5.9	1213
200-25-30	57.5	45.2	18.5	32.9	24.8	23.8	5.9	1213
250-20-30	57.5	45.2	18.5	32.9	24.8	23.8	5.9	1213
100-45-37	61.4	46.1	19.1	37.4	25.6	25.2	3.9	1874
100-50-37	61.4	46.1	19.1	37.4	25.6	25.2	3.9	1874
300-20-37	61.7	46.1	20.1	42.1	23.4	30.5	5.9	1709
100-60-45	65.7	48.4	19.5	41.3	26.8	26.2	3.9	2205
200-30-45	66.9	49.4	19.5	39.6	26.2	25.6	5.9	2205
150-45-55	66.6	49.1	19.2	39.8	26.7	25.2	5.9	2514
250-35-55	66.9	49.4	19.5	39.6	26.2	25.6	5.9	2514
300-30-55	66.9	49.4	19.5	39.6	26.2	25.6	5.9	2514
600-15-55	67.7	50.2	20.3	41.4	28.0	26.6	9.8	2514
150-55-75	72.2	54.3	19.0	43.9	31.5	28.1	5.9	3396
150-60-75	72.2	54.3	19.0	43.9	31.5	28.1	5.9	3396
200-45-75	75.0	56.1	19.2	39.8	26.7	25.2	5.9	3396
200-55-75	72.2	54.3	19.0	43.9	31.5	28.1	5.9	3396
350-35-75	74.1	55.3	19.1	52.4	27.2	37.3	7.9	3396
400-25-75	74.3	55.5	19.1	56.0	26.2	41.2	7.9	3396
200-60-90	72.2	54.3	19.0	43.9	31.5	28.1	5.9	3418
200-55-90	72.2	54.3	19.0	43.9	31.5	28.1	5.9	3418
300-45-90	74.1	54.3	19.0	43.9	31.5	28.1	5.9	3418
300-50-90	75.7	55.9	19.3	60.6	33.4	43.7	5.9	3418
400-40-90	76.4	56.3	19.7	62.2	33.5	45.3	7.9	3418
500-25-90	74.3	55.5	19.1	56.0	26.2	41.2	7.9	3418
450-30-90	74.3	55.5	19.1	56.0	26.2	41.2	7.9	3418
250-60-110	86.7	60.1	19.1	43.9	31.5	28.1	5.9	4344
300-60-110	86.7	60.1	19.1	43.9	31.5	28.1	5.9	4344

Model	Dimensions (inch)							Weight (pounds)
	L	L1	L2	A	B	C	d	
400-50-110	87.6	61.0	19.7	46.9	29.9	31.1	7.9	4344
500-35-110	88.4	61.8	20.5	46.5	29.5	40.2	7.9	4344
600-30-110	88.4	61.8	20.5	46.5	29.5	40.2	9.8	4344
800-25-110	94.8	67.9	24.6	64.6	33.6	47.5	11.8	4344
1000-18-110	94.8	67.9	24.6	64.6	33.6	47.5	11.8	4344
780-26-110	94.8	67.9	24.6	64.6	33.6	47.5	11.8	4344
400-60-132	91.7	65.6	20.5	60.6	33.4	44.0	7.9	4410
500-45-132	91.3	65.2	18.6	44.3	32.4	29.1	7.9	4410
500-55-132	91.3	65.2	18.6	44.3	32.4	29.1	7.9	4410
800-35-132	99.9	70.2	23.7	62.2	31.6	46.3	11.8	4410
1000-22-132	97.0	70.9	24.6	64.6	33.6	47.5	11.8	4410
1250-15-132	99.9	70.2	23.7	62.2	31.6	46.3	11.8	4410
600-50-160	105.2	69.8	18.6	44.3	32.4	29.1	7.9	5843
650-52-160	105.2	69.8	18.6	44.3	32.4	29.1	7.9	5843
1250-25-160	113.8	78.3	26.5	63.0	32.3	46.5	13.8	5843
1000-30-160	113.8	84.1	23.7	62.2	31.6	46.3	11.8	5843
1750-15-185	114.2	84.3	25.7	65.4	32.3	49.6	13.8	7718
600-55-200	105.2	69.8	18.6	44.9	32.4	29.1	9.8	7497
800-45-200	115.5	78.5	28.0	66.4	35.4	48.4	11.8	7497
1000-40-200	115.5	78.5	28.0	66.4	35.4	48.4	11.8	7718
1500-20-200	120.5	80.7	26.5	69.7	34.3	72.8	13.8	7718
2000-20-200	120.5	80.7	26.5	74.0	34.3	74.6	15.7	7718
800-55-220	115.5	78.5	28.0	66.4	35.4	48.4	11.8	7497
1250-35-220	115.0	79.6	28.7	84.6	38.5	64.2	13.8	7497
1000-50-250	117.3	81.9	28.0	88.6	38.5	68.1	11.8	7718
1500-35-250	118.6	83.1	28.7	84.6	38.5	64.2	13.8	7718
1750-30-250	118.6	83.1	28.7	84.6	38.5	64.2	13.8	7718
1500-40-280	120.4	85.0	28.0	88.6	38.5	68.1	13.8	7938
1750-40-315	127.4	89.0	31.7	85.8	40.4	65.0	13.8	8159
2000-35-315	127.4	89.0	31.7	89.0	40.4	68.1	15.7	8159

Q series Submersible Slurry Pumps Assembly Parts

No.	Description	Standard Material	Material Options
1	Support Frame	Mild Steel	
2	Strainer	420 Stainless Steel	
3	Pump Casing	27% Chrome White Iron	316 Stainless Steel / Duplex[1]
4	Back Plate	27% Chrome White Iron	316 Stainless Steel / Duplex[1]
5	Impeller	27% Chrome White Iron	316 Stainless Steel / Duplex[1]
6	Agitator	27% Chrome White Iron	316 Stainless Steel / Duplex[1]
7	Oil Chamber Housing	Cast Iron	
8	Shaft	420 Stainless Steel	
9	Shaft Sleeve	420 Stainless Steel	
10	Wet End Mechanical Seal	304 Stainless Steel	
11	Motor Mechanical Seal	304 Stainless Steel	
12	Motor Casing	Cast Iron	
13	Motor Cooling Jacket	Fabricated Mild Steel	
14	Lifting Brace	Mild Steel	
15	Bearing Covers	Cast Iron	
16	Oil Chamber Cover	Cast Iron	

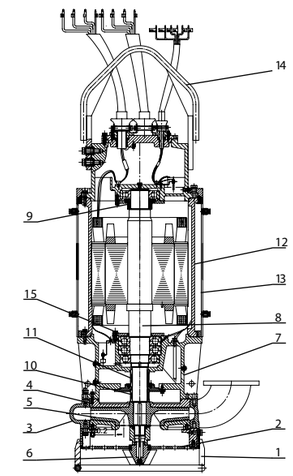

Q series Submersible Slurry Pumps Installation

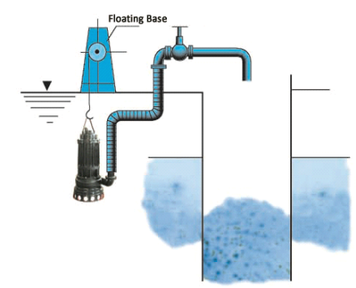

River and Sea Sand Dredge Installation Drawing

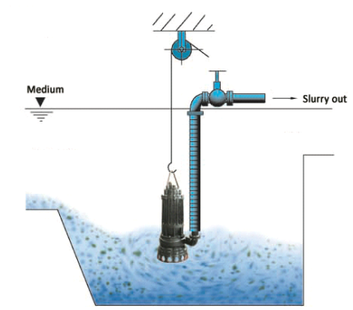

Industry Sand and Gravel Transport Installation

Mix Impeller Working Drawing



Mix Impeller Working Range